



ECPI BOND INDEX METHODOLOGY

April 2023
Version 1.0.4

ECPI Srl is a member of Confluence

TABLE OF CONTENTS

TABLE OF CONTENTS.....	2
INTRODUCTION.....	3
GUIDING PRINCIPLES.....	4
SELECTION CRITERIA.....	6
PERIODIC REVIEW.....	10
INDEX CALCULATION.....	12
INTRA MONTH EVENTS.....	14
BOND INDICES.....	15
INFLATION LINKED BOND INDICES.....	19
HEDGED BOND INDICES.....	21
BALANCED INDICES.....	23
COMPLIANCE STATEMENT.....	24
EU BENCHMARK REGULATION DISCLOSURE.....	26
ECPI ESG COMPANY RATING.....	38
ECPI ESG COUNTRY RATING.....	41
CONTACTS.....	43

INTRODUCTION

The present document defines the rules for the calculation and management of the ECPI Bond Indices.

The Index Rules and Index Constituents are available on ECPI's website:

- www.ecpigroup.com, as well as at
- <https://www.confluence.com/index-governance/> and/or
- can be requested at ecpi.indices@confluence.com.

ECPI SUSTAINABLE INDICES

The objective of ECPI Indices is that of providing the user with tradable indices that in their construction and management take into account, in addition to traditional financial criteria, also non-financial dimensions.

All ECPI Indices are characterized by (i) either a rigorous exclusion of companies that operate in certain sectors in coherence with the ethical sensibility of the investor and/or by (ii) a positive selection of companies that demonstrate a solid ESG profile.

ECPI Indices may be used as the basis for various investment vehicles: they allow for an efficient implementation of socially responsible or sustainable mandates as well as index-tracking portfolios and exchange traded funds.

Socially Responsible and Sustainability criteria used to select the indices' constituents, offer a conduit for investors to jointly express their interest in sustainability and, thus, to collectively move the relevant issues up the corporate agenda.

StatPro Ltd, a Confluence Company, is the Index Administrator of the ECPI Bond Index Family

GUIDING PRINCIPLES

The ECPI Socially Responsible & ESG Bond Indices family is built and maintained according to the following principles:

Market Representation

The indices represent the reference markets and reflect the opportunities available to the investors. The main criteria used to ensure market representation are market capitalization and sector composition.

Investible and Replicable

The indices should be capable of being replicated by users, this objective is achieved by: free float adjusting of constituent capitalization and selection of securities with reasonable size and liquidity.

Disciplined Approach

ECPI Indices are constructed and managed using a set of principles, rules and guidelines. This approach is followed to maintain the attributes of a benchmark, such as stability of the index, proper diversification across industries and securities and accurate respect of the socially responsible criteria.

Transparency

The indices are built and maintained using clear and transparent rules, available on public sources; moreover, the indices are published daily on the most important financial info providers worldwide (Bloomberg, Refinitiv, StatPro Revolution).

Independence and Objectivity

The indices are based on independent and objective content decisions. ECPI believes in an open dialogue with its clients, considering with objectivity their suggestions to enhance the indices' provision. Analysing all the feedback received by its clients, ECPI takes the final decision in order to preserve the quality of the indices via the adoption of a rigorous mechanism of "Approval of Index Rules Revisions".


Continuity and Indices' Turnover

ECPI Indices are managed to ensure the continuity of the indices. Continuity refers to the consistent application of the index methodology. The indices are also managed with the aim of keeping the level of index turnover relatively low, while at the same time reflecting

the evolution of the reference market.

Sustainability

Every Instrument which composes the indices has to satisfy defined socially responsible investment criteria.



SELECTION CRITERIA

The selection criteria for the inclusion of bonds in the ECPI Global Bond indices are:

- Bond Type
- Bond Classification
- Credit Rating
- Time to maturity
- Amount Outstanding
- Eligible Countries
- Eligible Currencies
- Sustainability

BOND TYPE

General inclusion criteria: only fixed rate bonds whose cash flow can be determined in advance are eligible for the indices.

In particular, bonds with the following characteristics are included:

- Fixed coupon bonds
- Zero coupon bonds
- Step-ups
- Event-driven bonds, such as rating- or tax-driven bonds with a maximum of one coupon change per period
- Dated and undated callable corporate bonds, including fixed-to-floater bonds that change to a floating rate note at or after the first call date. Undated bonds must be callable. In the index calculation, these bonds are always assumed to redeem at the first call date
- Inflation-linked bonds, exclusively for the indices belonging to the ECPI Inflation Linked Bond Index Family

The following bonds are specifically excluded: index-linked bonds, sinking funds and amortizing bonds, other callable and undated bonds, floating rate notes and other fixed-to-floater bonds, convertible bonds, private placements, subordinated bank or insurance debt with mandatory contingent conversion features or with any conversion options before the first call date, CDOs (Collateralized Debt Obligations) and bonds collateralized by CDOs, covered bonds (bonds secured by a general pool of assets).

BOND CLASSIFICATION

Each bond is classified into one of the three categories: Sovereigns, Sub-Sovereigns and Corporate Bonds as well as a number of category-specific subsectors.

- **Sovereigns:** bonds issued by a central government
- **Sub-sovereigns:** bonds issued by local governments (e.g. German Bundeslaender) and bonds guaranteed or issued by entities guaranteed by governments such as government agencies (e.g. Cades, KfW), public banks or supranational entities (e.g. EIB, World Bank), bonds issued by unguaranteed financial institutions with an irrevocable and explicit guarantee issued by the government of the issuer country that covers amount and timeliness of all interest and principal payments until the maturity of the bond. The two main sub-sovereign sectors are: agencies and supranationals. Agency's bonds are issued by entities whose major business is to fulfill a government-sponsored role to provide public services. Supranational bonds are issued by supranational entities, i.e. entities that are owned by more than one central government.
- **Corporate bonds:** bonds issued by public or private corporations.

CREDIT RATING

All bonds in the ECPI Bond index family are categorized as either investment grade or sub-investment grade with substantial or high credit risk. Obligations that present a higher credit risk are excluded.

TIME TO MATURITY

All bonds must have a minimum remaining time to maturity of at least one year at the rebalancing date. For callable bonds, the first call date is always assumed to be the expected redemption date. The expected remaining life is calculated as the number of days between the rebalancing date and the expected redemption date.

AMOUNT OUTSTANDING


All bonds require a specific minimum amount outstanding in order to be eligible for the indices, as shown below. The minimum amount outstanding is defined for each bond classification used and for each eligible currency:

GLOBAL DEVELOPED GOVERNMENT BONDS

- AUD, CAD, EUR, GBP, SEK, USD: 2bn
- CHF, DKK, ILS, NOK, NZD: 1bn
- JPY: 150bn

SUB-SOVEREIGNS BONDS

- EUR: 1bn



EMERGING MARKETS GOVERNMENT BONDS

- EUR, USD: 500mln

INVESTMENT GRADE AND HIGH YIELD CORPORATE BONDS

- AUD, CAD, CHF, DKK, EUR, ILS, NOK, NZD, SEK, USD: 500mln
- GBP: 250mln
- JPY: 50bn

GLOBAL DEVELOPED ELIGIBLE COUNTRIES


The following list reports the eligible countries of incorporation for indices belonging to the ECPI Global Developed Indices:

- Australia
- Austria
- Belgium
- Canada
- Denmark
- Finland
- France
- Germany
- Greece
- Ireland
- Israel
- Italy
- Japan
- Luxembourg
- Netherlands
- New Zealand
- Norway
- Portugal
- Spain
- Sweden
- Switzerland
- United Kingdom
- United States

EUROZONE ELIGIBLE COUNTRIES

The following list reports the eligible countries of incorporation for indices belonging to the ECPI Euro Indices:

- Austria
- Belgium
- Finland
- France
- Germany
- Greece
- Ireland
- Italy
- Luxembourg
- Netherlands
- Portugal
- Spain



EMERGING MARKETS

Sovereigns and Sub-sovereigns incorporated in countries not belonging to the Global Developed Eligible Countries' list are eligible for inclusion in the ECPI Emerging Markets ESG Government Bond Index.

ELIGIBLE CURRENCIES

The following list reports the eligible currencies for indices belonging to the ECPI Bond Index Family:

- AUD
- CAD
- CHF
- DKK
- EUR
- GBP
- ILS
- JPY
- NOK
- NZD
- SEK
- USD

WEIGHTING

The market value of each bond is used to calculate its index weight. The indices are capitalization-weighted.

SUSTAINABILITY SCREENING

All bonds included in the ECPI Bond Index Family are issued by entities that are eligible according to ECPI Rating Methodology, in particular:

- For ECPI Ethical Indices, instruments issued by entities that are:
 - eligible according to ECPI ESG Screening Methodology (ECPI ESG rating equal to or greater than E-)
 - pass the ECPI Sector Screening (please refer to chapter "ECPI ESG COMPANY RATING" for the list of the eight excluded controversial sectors)
 - not involved in systematic violations of the UN Global Compact
- For ECPI ESG Indices instruments issued by entities that are:
 - eligible according to ECPI ESG Screening Methodology /ECPI Government Governance Rating Methodology (ECPI ESG rating equal to or greater than E-)
 - not involved in controversial weapons (Nuclear, Biological, Chemical, Cluster Munitions, Mines) production
 - not involved in the production of tobacco or products that contain tobacco
 - not involved in systematic violations of the UN Global Compact

PERIODIC REVIEW

ECPI Bond indices are reviewed and re-balanced on a monthly basis. This includes:

BOND SELECTION

The universe of bonds is reviewed monthly; the issues meeting the criteria described above at the end of the month are included in the indices. The cut-off date for meeting the amount outstanding criteria is three business days prior to month-end. The rating information includes all rating actions published three trading days before the end of the month. Intra-month rating changes are reflected at the beginning of the following month. The time to maturity is measured from the rebalancing date to the final specified maturity date of the bond.

INDEX COMPOSITION

All bonds are assigned to the indices according to their classification. The assignment of a bond to a certain maturity bucket is based on its expected remaining life. The expected remaining life is expressed in years and calculated as follows:

- For plain vanilla bonds, the expected remaining life of the bond is its time to maturity, calculated as the number of days between the last calendar day of the current month and its maturity.
- For dated and undated callable bonds, the first call date is always assumed to be the expected redemption date. The expected remaining life is calculated as the number of days between the last calendar day of the month and the expected redemption date.


All bonds remain in their maturity bucket for the entire month.

WEIGHTING ADJUSTMENTS

Within an index, each bond is weighted according to its market value. Intra-month changes of the amount outstanding for each bond are reflected in the index through the rebalancing procedure at the beginning of the next month.


COUPON ADJUSTMENTS

Coupon changes to corporate bonds are taken into account in the calculation of the indices from the exact date on which the coupon was altered.



RE-BALANCING TIMEFRAME

Two business days before the end of each month, a final list of securities entering and exiting the index is published (Review).



INDEX CALCULATION

CALCULATING THE INDICES

The indices are calculated based on bid prices. Bonds that currently are not in the index but become eligible at the next rebalancing will enter the indices at their ask price. If necessary, other pricing sources may be selected by ECPI in order to guarantee representativeness and the quality of the index.

CURRENCY OF CALCULATION

The indices are calculated in EURO using 4pm UK time spot rates for conversion.

MINIMUM NUMBER OF BONDS

An index is calculated if at least one available bond matches all index criteria. If no more bonds qualify for an index, that index is no longer calculated and the index level remains at the last published level. If at least one bond qualifies again, calculation of the index is resumed.

MATURITY BUCKETS

All bonds are categorized into maturity buckets. As a principle, the bands are defined as 1-3, 1-5, 1-10, 1-20, 3-5, 5+, 5-7, 5-10, 5-15, 7+, 7-10 and 10+ years.

BONDS TRADING FLAT OF ACCRUED

If a bond is identified as trading flat of accrued, the accrued interest of the bonds is set to 0 in the total return index calculation and the bond is excluded from the calculation of all bond and index analytical values.

REINVESTMENT OF CASH

Payments from coupons and scheduled partial and unscheduled full redemptions are held as cash until the next rebalancing when the cash is reinvested in the index.

SETTLEMENT CONVENTIONS


The settlement convention is t+0.

INDEX FORMULAS

The indices are calculated as basket indices based on real bonds. All indices are published as total return indices.



The ECPI Bond indices are calculated on a capitalization-weighted basis that recognizes the relative changes in value compared to the beginning of each month. The composition and weightings of the index are adjusted at the beginning of each month.



INTRA MONTH EVENTS

CALLED BONDS

Bonds that are called during the month are treated immediately: the value of the called bond is kept constant at the call price plus accrued interest as of the call date and brought forward until the next rebalancing.

FUNGED BONDS

Bonds may be issued in several tranches. The different tranches are initially legally separate and therefore trade independently for a certain period. On and after the funge date, the tranches will be combined into one bond, i.e. the parent tranche will contain the original security, as well as the additional notional(s) from the new tranche(s). After the funge date, the prices for both the securities are the same, because they constitute one uniform bond. This is reflected in the indices as follows:


- After the funge date, the price from the parent tranche is used for the funged tranche;
- Funged tranche leaves the index at the next rebalancing and parent amount outstanding increases accordingly.

EX-DIVIDEND CONVENTION

Some markets have ex-dividend conventions. Ex-dividend means that the next coupon is detached from the bond several days in advance of the coupon payment date. The date on which the next coupon is detached is the ex-dividend date and the period between the ex-dividend date and the coupon payment date is the ex-dividend period. If a bond is in the ex-dividend period, the next coupon payment will not be paid to a buyer of this bond, but will be paid to the original bond holder.

The treatment of such bonds is as follows:

- At the rebalancing: a bond is not included as a new component of the index if it is under the ex-dividend period.
- For index components with ex-dividend conventions: the index calculation will consider the coupon on the relevant payment date.



BOND INDICES

DEFINITION

ECPI bond indices are calculated as capitalization-weighted indices.

A capitalization-weighted (or "cap-weighted") index, also called a market-value-weighted index is a bond market index whose components are weighted according to the total market value of their outstanding bonds.

The ECPI Bond Index Family is composed of:

- ECPI Global Developed ESG Corporate Bond Index
- ECPI Euro ESG Corporate Bond Ex Military Index
- ECPI Global Developed ESG Corporate Ex Financials Bond Index
- ECPI Global Developed ESG Corporate Financials Bond Index
- ECPI Global Developed ESG High Yield Corporate Bond Index
- ECPI Emerging Markets ESG Corporate Bond Index

- ECPI Global Developed Governance Government Bond Index
- ECPI EMU Governance Government Bond Index
- ECPI EMU Governance Government 1-3 Y Bond Index
- ECPI Global Developed ex EMU Governance Government Bond Index
- ECPI US Governance Government Bond Index
- ECPI Emerging Markets ESG Government Bond Index

- ECPI Euro Ethical Corporate Bond Index
- ECPI Euro Ethical Corporate Ex Financials Bond Index
- ECPI Euro Ethical Government Bond Index
- ECPI Euro Ethical Government Bond 1-3 Y Index
- ECPI Italy Government Bond 1-3 Y Index
- ECPI Euro Ethical Agency & Supranational Bond Index

The ECPI Global Developed ESG Corporate Bond Index selects investment grade global corporate bond issues denominated in major currencies which have a positive ESG rating according to ECPI ESG Rating Methodology.

Bloomberg Ticker: ECAPGCB Index

The ECPI Euro ESG Corporate Bond Ex Military Index selects investment grade global corporate bond issues denominated in Euro which have a positive ESG rating according to ECPI ESG Rating Methodology and excludes issuers involved in armaments production.

Bloomberg Ticker: ECAPCEXM Index

The ECPI Global Developed ESG Corporate Ex Financials Bond Index selects non-financials bonds which are members of the ECPI Global Developed ESG Corporate Bond Index (ECAPGCB).

Bloomberg Ticker: ECAPGCXF Index

The ECPI Global Developed ESG Corporate Financials Bond Index selects financial sector bonds which are members of the ECPI Global Developed ESG Corporate Bond Index (ECAPGCB).

Bloomberg Ticker: ECAPGCF Index

The ECPI Global Developed ESG High Yield Corporate Bond Index selects sub-investment grade global corporate bond issues denominated in major currencies which have a positive ESG rating according to ECPI ESG Rating Methodology.

Bloomberg Ticker: ECAPHYCB Index

The ECPI Emerging Markets ESG Corporate Bond Index is composed of emerging markets investment grade and sub-investment grade global corporate bond issues denominated in EUR and USD which have a positive ESG rating according to ECPI ESG Rating Methodology.

Bloomberg Ticker: ECAPEMCB Index

The ECPI Global Developed Governance Government Bond Index selects developed countries investment grade government bonds which are eligible investments according to ECPI Government Governance Rating Methodology.

Bloomberg Ticker: ECAPDGB Index

The ECPI EMU Governance Government Bond Index selects bonds in the ECPI Global Developed Governance Government Bond Index (ECAPDGB) issued by EMU country members which are eligible investments according to ECPI Government Governance Rating Methodology.

Bloomberg Ticker: ECAPGGE Index

ECPI EMU Governance Government 1-3 Y Bond Index is composed of bonds in the ECPI EMU Governance Government Bond Index (ECAPGGE) that belong to the 1-3 years maturity bucket.

Bloomberg Ticker: ECAPGGE3 Index

The ECPI Global Developed ex EMU Governance Government Bond Index selects bonds in the ECPI Global Developed Governance Government Bond Index (ECAPDGB) issued by non-EMU countries which are eligible investments according to ECPI Government Governance Rating Methodology.

Bloomberg Ticker: ECAPGGXE Index

The ECPI US Governance Government Bond Index is composed of bonds in the ECPI Global Developed Governance Government Bond Index issued by the U.S. Government.

Bloomberg Ticker: ECAPUSGB Index

The ECPI Emerging Markets ESG Government Bond Index is composed of emerging markets investment grade and sub-investment grade government and sub-sovereign bond issues denominated in EUR and USD which have a positive rating according to ECPI Government and Supranational ESG Rating Methodology.

Bloomberg Ticker: ECAPEMGB Index

The ECPI Euro Ethical Corporate Bond Index includes investment grade corporate bond issues from companies incorporated in the Eurozone Eligible Countries and denominated in Euro that have a positive ESG rating and do not belong to controversial sectors according to ECPI Sector Screening.

Bloomberg Ticker: ECAPECB Index

The ECPI Euro Ethical Corporate Ex Financials Bond Index is composed of non-financial sector bonds which are members of the ECPI Euro Ethical Corporate Bond Index (ECAPECB).

Bloomberg Ticker: ECAPECBX Index

The ECPI Euro Ethical Government Bond Index is composed of investment grade government bonds of the Eurozone Eligible Countries with a positive rating according to ECPI Government and Supranational Screening Methodology.

Bloomberg Ticker: ECAPEGB Index

The ECPI Euro Ethical Government 1-3y Bond Index is composed of bonds in the ECPI Euro Ethical Government Bond (ECAPEGB) that belong to the 1-3 years maturity bucket.

Bloomberg Ticker: ECAPEG13 Index3

The ECPI Italy Government 1-3y Bond Index is composed of bonds in the ECPI Euro Ethical Government 1-3y Bond Index (ECAPEG13) issued by the Italian Government.

Bloomberg Ticker: ECAPIG13 Index

The ECPI Euro Ethical Agency & Supranational Bond Index includes investment grade global agency bond issues denominated in Euro that have a positive ESG assessment according to ECPI ESG Screening Methodology.


Bloomberg Ticker: ECAPEAB Index

TOTAL RETURN INDEX

For total return indices the monthly adjustment involves the reinvestment of coupon payments into the index at the beginning of the new month.


Total return indices are calculated as follows:

$$TR_t = TR_{t-s} \frac{\sum_{i=1}^n (P_{i,t} + A_{i,t} + XD_{i,t-s} * (CP_{i,t} + G_{i,t})) * N_{i,t-s}}{\sum_{i=1}^n (P_{i,t-s} + A_{i,t-s} + XD_{i,t-s} * CP_{i,t-s}) * N_{i,t-s}}$$



NOTATION

- $A_{i,t}$ = Accrued interest of bond i at time t
- $A_{i,t-s}$ = Accrued interest of bond i on the last calendar day of the previous month
- $CP_{i,t}$ = Value of the next coupon payment of bond i during an ex-dividend period (because the next coupon is separated from the bond during the ex-dividend period). Outside the ex-dividend period, the value is 0
- $CP_{i,t-s}$ = Value of the next coupon payment of bond i (at the last re-balancing) during an ex-dividend period (because the next coupon is separated from the bond during the ex-dividend period). Outside the ex-dividend period, the value is 0
- $G_{i,t}$ = Coupon payment received from bond i between the day of the payment and month-end. If none the value is set to 0
- n = Number of bonds resp. number of future cash flows in the index
- $N_{i,t-s}$ = Notional of bond i at the last rebalancing
- $P_{i,t}$ = Price of bond i at time t
- $P_{i,t-s}$ = Closing price of bond i on the last trading day of the previous month
- $PI_{i,t}$ = Price Index level at time t
- $PI_{i,t-s}$ = Closing price index level on the last calendar day of the previous month
- s = Time since last rebalancing
- t = Time of calculation
- TR_t = Total return index level at time t
- TR_{t-s} = Closing total return index level on the last calendar day of the previous Month
- $XD_{i,t-s} = 0$, if the bond enters the index during its current ex-dividend period (to ensure that the next coupon payment is not included in the total return calculation)
- $XD_{i,t-s} = 1$, if (a) the bond does to have ex-dividend conventions, (b) has not entered the index during an ex-dividend period, or (c) entered the index during a previous ex-dividend period



INFLATION LINKED BOND INDICES

DEFINITION

Inflation-linked bonds, primarily issued by sovereign governments, are indexed to inflation so that the principal and interest payments rise and fall with the rate of inflation.

ECPI Inflation-linked bond indices are calculated as capitalization-weighted indices.

A capitalization-weighted (or "cap-weighted") index, also called a market-value-weighted index is a bond market index whose components are weighted according to the total market value of their outstanding bonds.

The ECPI Inflation Linked Bond Index Family is composed of:

- ECPI EMU Governance Government Inflation Linked Bond Index

The ECPI EMU Governance Government Inflation Linked Bond Index represents investment grade EURO denominated inflation linked debt issued by the Eurozone Eligible Countries that have a positive ESG rating according to ECPI Government and Supranational Screening Methodology.

Bloomberg Ticker: ECAPEGIL Index

INFLATION LINKED TOTAL RETURN INDEX


For total return indices the monthly adjustment involves the reinvestment of coupon payments at the beginning of the month.

Consequently, total return indices are calculated as follows:

$$TR_t = TR_{t-s} \frac{\sum_{i=1}^n (P_{i,t} * IR_{i,t} + A_{i,t} * IR_{i,t} + (CP_{i,t} * IR_{i,t} + G_{i,t} * IR_{i,t})) * N_{i,t-s}}{\sum_{i=1}^n (P_{i,t-s} + A_{i,t-s} + CP_{i,t-s}) * N_{i,t-s} * IR_{i,t-s}}$$


$$N_{i,t}^N = N_{i,t} * IR_t$$

$$IR_t = \frac{CPI_t}{CPI_{t_0}}$$



NOTATION

- $A_{i,t}$ = Accrued interest of bond i at time t
- $A_{i,t-s}$ = Accrued interest of bond i on the last calendar day of the previous month
- $CP_{i,t}$ = Value of the next coupon payment of bond i during an ex-dividend period (because the next coupon is separated from the bond during the ex-dividend period). Outside the ex-dividend period, the value is 0
- $CP_{i,t-s}$ = Value of the next coupon payment of bond i (at the last re-balancing) during an ex-dividend period (because the next coupon is separated from the bond during the ex-dividend period). Outside the ex-dividend period, the value is 0
- $G_{i,t}$ = Coupon payment received from bond i between the day of the payment and month-end. If none the value is set to 0
- n = Number of bonds resp. number of future cash flows in the index
- $N_{i,t-s}$ = Notional of bond i at the last rebalancing
- $P_{i,t}$ = Price of bond i at time t
- $P_{i,t-s}$ = Closing price of bond i on the last trading day of the previous month
- $PI_{i,t}$ = Price Index level at time t
- $PI_{i,t-s}$ = Closing price index level on the last calendar day of the previous month
- s = Time since last rebalancing
- t = Time of calculation
- TR_t = Total return index level at time t
- TR_{t-s} = Closing total return index level on the last calendar day of the previous Month
- $XD_{i,t-s} = 0$, if the bond enters the index during its current ex-dividend period (to ensure that the next coupon payment is not included in the total return calculation)
- $XD_{i,t-s} = 1$, if (a) the bond does to have ex-dividend conventions, (b) has not entered the index during an ex-dividend period, or (c) entered the index during a previous ex-dividend period
- CPI_t = Reference Consumer Price Inflation on settlement date t
- CPI_{t_0} = Base index level applying to the interest accrual date of the bond



HEDGED BOND INDICES

DEFINITION

A currency hedged index is constructed by adding a layer of currency forward contracts to the underlying unhedged indexes. The Hedged Indexes are calculated as daily return indexes and hedged on a monthly basis. The Hedged Indexes are designed to represent returns for global investment strategies that involve hedging currency risk, but not the underlying constituent risk.

ECPI multi-currency bond indices are also available in the hedged to EUR version:

- ECPI Global Developed ESG Corporate Hedged Bond Index -ECAPGCBH Index
- ECPI Global Developed ESG Corporate Ex Financials Hedged Bond Index- ECAPGXFH Index
- ECPI Global Developed ESG Corporate Financials Hedged Bond Index - ECAPGCFH Index
- ECPI Global Developed ESG High Yield Corporate Hedged Bond Index - ECAPHYCH Index
- ECPI Global Developed ex EMU Governance Government Hedged Bond Index- CAPGXEH Index
- ECPI US Governance Government Hedged Bond Index - ECAPUSGH Index
- ECPI Emerging Markets ESG Government Hedged Bond Index - ECAPEMGGH Index
- ECPI Emerging Markets ESG Corporate Hedged Bond Index - ECAPEMCH Index

HEDGING ALGORITHM

The hedged index performance is calculated as the performance of the unhedged index in the base currency plus the hedge impact in the base currency, as derived from the forward positions.

The hedge impact (*HI*) is calculated according to the following formula:

$$HI(t) = NAF \times \sum_{i=1}^n \left\{ Weight_{i,M-2} \times FXRate_{i,M-2} \times \left(\frac{1}{FFRate_{i,M-1}} - \frac{1}{FFRate_{i,old-days_t}} \right) \right\}$$


Where

t = Index calculation date.

$$NAF = \frac{HedgedIndex_{M-2}}{HedgedIndex_{M-1}}$$

M = First calendar day of the month.

HI(t) = Index Hedge Impact at time *t*.



$Weight_{i,M-2}$ = Currency weight in the index 2 days before next month first day.

$FXRate_{i,M-2}$ = Spot rate of the currency i two business days before the start of the current calendar month. This term determines the notional amount of the foreign currency to be sold corresponding to its weight in the index.

$FFRate_{i,M-1}$ = 1-month Forward for the currency i one business day before the start of the current calendar month (or last business day of the previous calendar month)

$FFRate_{i,old-days_t}$ = Interpolated odd-days forward rate of the currency i on day t .

The interpolated odd-days forward rate is calculated according to the following formula:

$$FFRate_{odd-days_t} = FXRate_t + \left\{ (FFRate_{1-month_t} - FXRate_t) \times \frac{Odd - days_t}{TotNbOfCalcDaysDuringMonth} \right\}$$

Where


$FXRate_t$ = Spot rate at time t

$FFRate_{1-month_t}$ = 1 month forward rate at time t

$Odd - Days_t$ = Number of days until the last business day of the current month (not counting t)

The performance of the hedged index total return net is calculated as:

$$Hedged\ Index = \frac{I(TRNet)_t}{I(TRNet)_{M-1}} - 1 + HI(t)$$



BALANCED INDICES

DEFINITION

The Index tracks a rules-based strategy comprised of a government bond index and an equity index with predetermined index weights.

The ECPI Balanced Indices Family is composed of:

- ECPI Ethical Index Balanced

The ECPI Ethical Index Balanced is a blend of the ECPI Euro Ethical Government Bond (ECAPEGB) and the ECPI Global Ethical Equity Index (ECAPGP) with the following asset mix proportions: 70% ECAPEGB / 30% ECAPGP.

Bloomberg Ticker: ECAPBI Index

The ECPI Euro Ethical Government Bond Index is composed of investment grade government bonds of the EMU countries, selected according to their guaranteed rights level, with a positive rating according to ECPI Government and Supranational Screening Methodology.

The ECPI Global Ethical Equity Index selects the 300 top capitalized companies in the Global Developed market which are eligible investments according to ECPI ESG Rating Methodology and Controversial Sectors Screening (Military, Pornography, Gambling, Tobacco, Alcohol, Nuclear energy, GMO Food Production and Contraceptives).

INDEX FORMULA

The index strategy daily return is calculated as follows:


$$R_t^{ECAPBI} = 0.7 * R_t^{ECAPEGB} + 0.3 * R_t^{ECAPGP}$$

and the index strategy daily level is calculated as:

$$I_t^{ECAPBI} = (1 + R_t^{ECAPBI}) * I_{t-1}^{ECAPBI}$$

NOTATION

- R_t^{ECAPBI} = ECPI Ethical Index Balanced daily return at time t
- $R_t^{ECAPEGB}$ = ECPI Euro Ethical Government Bond daily return at time t
- R_t^{ECAPGP} = ECPI Global Ethical Equity daily return at time t
- I_t^{ECAPBI} = ECPI Ethical Index Balanced level at time t



COMPLIANCE STATEMENT

Retrospective Changes

The ECPI Index Methodology does not allow retrospective changes to previously published index values ("Backfilling"). Divisor corrections, index input changes due to late dividend announcements and other similar adjustments are not considered "backfilling".

Conflict of Interests

ECPI keeps certain activities of its business units separate from each other in order to preserve the independence and objectivity of their respective activities. As a result, certain business units ECPI may have information that is not available to other business units.

ECPI has established policies and procedures that prohibit constituents to its indices to be included in an index on the basis of payment volunteered from them.

Frequency of the Index Rules review

This Index Rules document is subject to periodic review to ensure that it remains representative of the relevant market it was created to evaluate and continues to meet the current and future requirements of index stakeholders.

Such a review will take place at a frequency determined by a number of factors outlined below, but will be undertaken at least annually.

Revisions to the Index Rules

Revisions to the Index Rules may originate as a result of recommendations from internal review, modifications to the regulatory regime, feedback from clients or in response to changes in the financial markets structure.


In the case of material alterations, for example, those with the potential to change the composition of an index, such as index eligibility criteria, frequency of index reconstitution or index construction rules, a wider consultation with relevant stakeholders may also be undertaken.

Approval of Index Rules revisions

The final approval of an Index Rules revision is made by The Index Governance Committee. Following the approval of a revision to the Index Rules, index users and other stakeholders are notified through the publication of a notice.

Such notices can be found on the Confluence website at:

- <https://www.confluence.com/index-governance/>



Any feedback received from stakeholders following the implementation of revised Index Rules may be considered by The Index Governance Committee as part of the ongoing management and development of future index rules and methodologies.

Potential limitations of the Index Rules methodology

Given the objective and robust methodology of the ECPI indices, any limitations are most likely to arise due to external factors. Such factors could include an inadequate availability of market data, poor quality data or an insufficient number of eligible constituents available for inclusion in the index. In the unlikely event that such periods of stress were prolonged, then it is probable that The Index Governance Committee would consider decommissioning the index or index series. This would be essential if the index was unable to continue to adequately measure the market or economic reality it was intended to evaluate.

Decommissioning an index

ECPI have a documented procedure which is followed when considering decommissioning an index or index series. Any decommissioning proposal must be approved by The Index Governance Committee. The reasons for decommissioning an index may include those mentioned above, and additionally, an absence of clients using the index or that it is uneconomic to continue to produce the index.

In the event that an index or index series is decommissioned the following process will occur to facilitate the stakeholder's transitions to alternative indices:

- Identification of stakeholders of the index
- Publish notice to stakeholders of the index decommission at least three months prior to the decommissioning date
- Remind stakeholders one month prior to the decommission
- Publish a notice confirming decommission of the index on ECPI website

EU BENCHMARK REGULATION DISCLOSURE

In adherence with EU sustainability-related disclosures regulation for benchmarks, ECPI provides explanations of how environmental, social and governance factors are reflected in each benchmark belonging to either the fixed income family or the equity family.

Regulation References

The published texts of the Delegated Acts can be found at the following links:

- Commission Delegated Regulation (EU) 2020/1816 of 17 July 2020 supplementing Regulation (EU) 2016/1011 of the European Parliament and of the Council as regards the explanation in the benchmark statement of how environmental, social and governance factors are reflected in each benchmark provided and published
- Commission Delegated Regulation (EU) 2020/1817 of 17 July 2020 supplementing Regulation (EU) 2016/1011 of the European Parliament and of the Council as regards the minimum content of the explanation on how environmental, social and governance factors are reflected in the benchmark methodology
- Commission Delegated Regulation (EU) 2020/1818 of 17 July 2020 supplementing Regulation (EU) 2016/1011 of the European Parliament and of the Council as regards minimum standards for EU Climate Transition Benchmarks and EU Paris-aligned Benchmarks


Indices in scope

All ECPI indices aim to attain certain ESG Objectives, and therefore ECPI publishes ESG factors, including Environmental, Social and Governance Dimensions for all its Indices.

At the date this document goes public, ECPI does not offer any Index referable to as “Climate Transition Benchmark” or “EU Paris-Aligned Benchmark”.

Frequency of update and publication of ESG metrics

All ESG Metrics are calculated for each index on a monthly basis, immediately following the last business day of the month and are published within 5 business days following month end for each index in the relevant Index factsheet and published on the Company website (www.ecpigroup.com).



Data Sources

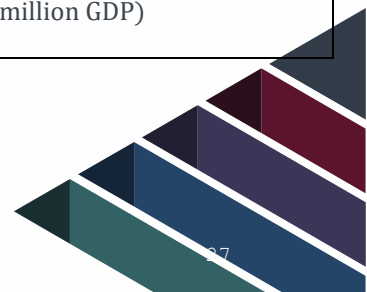
ESG metrics are calculated based on ECPI research methodology, and third-party data, including Trucost data and publicly available data sources.

Disclosed Data and definitions


ECPI publishes, as foreseen in Annex II to the EU Delegated Act, mandatory and voluntary ESG metrics based on the underlying assets of the index.

Sovereign Bond Indices

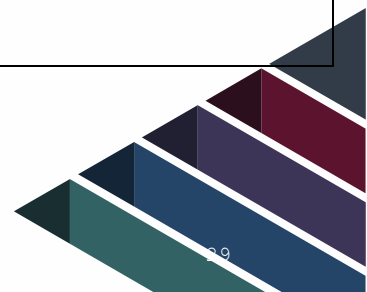
<i>Combined ESG Factors</i>		
<i>DISCLOSURES</i>	<i>TYPE</i>	<i>FORMULA</i>
Weighted average ESG rating of the benchmark.	Voluntary	$\sum_i (\omega_i * ESG_i)$ <p>ω_i = index weight for security i</p> <p>ESG_i = Overall ESG score of security i</p>
Overall ESG rating of top ten benchmark constituents by weighting in the benchmark.	Voluntary	List of Top 10 Holding and securities' ESG ratings
<i>Environmental Factors</i>		
Weighted average environmental rating of the benchmark.	Voluntary	$\sum_i (\omega_i * ENV_i)$ <p>ω_i = index weight for security i</p> <p>ENV_i = Environments pillar score of security i</p>
Greenhouse gas (GHG) intensity of the benchmark.	Compulsory	$\sum_i (\omega_i * CarbonIntensity_i)$ <p>ω_i = index weight for security i</p> <p>$CarbonIntensity_i$</p> <p>= Territorial GHG emissions of country i, including land use, land use change and forestry, as reported by the WRI, divided by GDP (mtCO2e/million GDP)</p>




Percentage of GHG emissions reported versus estimated.	Compulsory	$\sum_i (\omega_i * CarbonDisclosure_i)$ <p>$\omega_i =$ index weight for security i</p> <p>$CarbonDisclosure_i =$ Percentage of GHG emissions reported for security i</p>
Percentage of green bonds in the benchmark portfolio.	Compulsory	$\sum_i (\omega_i * GB_Exposure_i)$ <p>$\omega_i =$ index weight for security i</p> <p>$GB_Exposure_i = 1$, if security i is a Green Bond</p> <p>$GB_Exposure_i = 0$, otherwise</p>
Social Factors		
Weighted average social rating of the benchmark.	Voluntary	$\sum_i (\omega_i * SOC_i)$ <p>$\omega_i =$ index weight for security i</p> <p>$SOC_i =$ Social pillar score of security i</p>
Number of benchmark constituents subject to social violations (absolute number and relative number divided by all benchmark constituents), as referred to in international treaties and conventions, United Nations principles and, where applicable, national law.	Compulsory	$\sum_i SV_Exposure_i$ <p>$SV_Exposure_i =$</p> <p>1, if issuer i is subject to very severe controversies related to international treaties and conventions, United Nations principles on social rights</p> <p>$SV_Exposure_i = 0$, otherwise</p>
Average human rights performance of the issuers (including a	Compulsory	$\sum_i (\omega_i * HRS_i)$ <p>$\omega_i =$ index weight for security i</p>



quantitative indicator and the methodology used to calculate it).		HRS_i = human rights score of security i issuer
Average income inequality score, measuring the distribution of income and economic inequality among the participants in a particular economy (including a quantitative indicator and the methodology used to calculate it).	Compulsory	$\sum_i (\omega_i * IIS_i)$ <p>ω_i = index weight for security i</p> <p>IIS_i = income inequality score of security i issuer</p>
Average freedom of expression score measuring the extent to which political and civil society organizations can operate freely (including a quantitative indicator and the methodology used to calculate it).	Compulsory	$\sum_i (\omega_i * FH_i)$ <p>ω_i = index weight for security i</p> <p>FH_i = freedom of expression score of security i issuer</p>
Governance Factors		
Weighted average governance rating of the benchmark.	Voluntary	$\sum_i (\omega_i * GOV_i)$ <p>ω_i = index weight for security i</p> <p>GOV_i = Governance pillar score of security i issuer</p>




<p>Average corruption score measuring the perceived level of public sector corruption (including a quantitative indicator and the methodology used to calculate it).</p>	<p>Compulsory</p>	$\sum_i (\omega_i * CPI_i)$ <p>ω_i = index weight for security i</p> <p>CPI_i = perceived levels of public sector corruption score of security i issuer</p>
<p>Average political stability score, measuring the likelihood that the current regime will be overthrown by the use of force (including a quantitative indicator and the methodology used to calculate it).</p>	<p>Compulsory</p>	$\sum_i (\omega_i * PSS_i)$ <p>ω_i = index weight for security i</p> <p>PSS_i = political stability score of security i issuer</p>
<p>Average rule of law score, based on the absence of corruption, respect for fundamental rights, and the state of civil and criminal justice (including a quantitative indicator and the methodology used to calculate it).</p>	<p>Compulsory</p>	$\sum_i (\omega_i * RLS_i)$ <p>ω_i = index weight for security i</p> <p>RLS_i = rule of law score of security i issuer</p>




Calculation and display methodology

- **ESG RATING:** Weighted average ESG rating of the benchmark.
- **ENV RATING:** Weighted average environmental rating of the benchmark.
- **SOC RATING:** Weighted average social rating of the benchmark.
- **GOV RATING:** Weighted average governance rating of the benchmark.
- **TOP 10 POSITIONS:** Overall ESG rating of top ten benchmark constituents by weighting in the benchmark.
- **GHG intensity (tonnes CO2e/USD mn):** Greenhouse gas (GHG) intensity of the benchmark.
- **GHG reported vs estimated (%):** Percentage of GHG emissions reported versus estimated.
- **Green Bonds (%):** Percentage of green bonds in the benchmark portfolio.
- **Number of Social Violations:** Number of benchmark constituents subject to social violations, as referred to in international treaties and conventions, United Nations principles and, where applicable, national law.
- **Human Rights Performance:** Average human rights performance of the issuers (Weighted average Fragile State Index – P3: Human Rights and Rule of Law). Scores are represented as values from 1 (highest human rights performance) to 10 (lowest human rights performance)
- **Income Inequality Score:** Average income inequality score, measuring the distribution of income and economic inequality among the participants in a particular economy (Weighted average Fragile State Index – E2: Uneven Economic Development). Scores are represented as values from 1 (most equal) to 10 (least equal).
- **Freedom of Expression Score:** Average freedom of expression score measuring the extent to which political and civil society organizations can operate freely (Weighted average Freedom House Index). Scores are represented as values from 1 (lowest level of freedom) to 100 (highest level of freedom).
- **Corruption Score:** Average corruption score measuring the perceived level of public sector corruption (Weighted average Corruption Perception Index) Scores are represented as values from 1 (most corrupt) to 100 (least corrupt).
- **Political Stability Score:** Average political stability score, measuring the likelihood that the current regime will be overthrown by the use of force (Weighted average Political Stability and absence of Violence Index). Scores are represented as values from 0 (lowest political stability performance) to 10 (highest political stability performance).
- **Rule of Law Score:** Average rule of law score, based on the absence of corruption, respect for fundamental rights, and the state of civil and criminal justice (Weighted average Rule of Law Index). Scores are represented as values from 0 (lowest rule of law performance) to 10 (highest rule of law performance).




Corporate Bond Index family


<i>Combined ESG Factors</i>		
DISCLOSURES	TYPE	FORMULA
Weighted average ESG rating of the benchmark.	Voluntary	$\sum_i (\omega_i * ESG_i)$ <p>ω_i = index weight for security i</p> <p>ESG_i = Overall ESG score of security i</p>
Overall ESG rating of top ten benchmark constituents by weighting in the benchmark.	Voluntary	List of Top 10 Holding and securities' ESG ratings
<i>Environmental Factors</i>		
Weighted average environmental rating of the benchmark.	Voluntary	$\sum_i (\omega_i * ENV_i)$ <p>ω_i = index weight for security i</p> <p>ENV_i = Environments pillar score of security i</p>
Exposure of the benchmark portfolio to climate-related physical risks, measuring the effects of extreme weather events on companies' operations and production or on the different stages of the supply chain (based on issuer exposure)	Voluntary	$\sum_i (\omega_i * PhysicalRiskScore_i)$ <p>ω_i = index weight for security i</p> <p>$PhysicalRiskScore_i$</p> <p>= climate related physical risks for security i, expressed as a weighted average with exposure to a moderate climate change scenario in the year 2030.</p>
Degree of exposure of the portfolio to the sectors listed in Sections A to H and Section L	Compulsory	$\sum_i (\omega_i * HCIS_Exposure_i)$ <p>ω_i = index weight for security i</p>



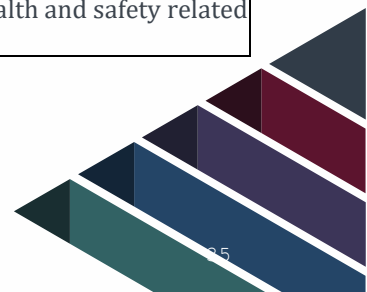
<p>of Annex I to Regulation (EC) No 1893/2006 of the European Parliament and of the Council as a percentage of the total weight in the portfolio (NACE Revision 2 Sector classification codes: A-H, L).</p>		<p>$HCIS_Exposure_i$</p> <p>= 1, if issuer i belongs to a high climate impact sector listed in Sections A to H of Annex I to Regulation (EC) No 1893 – 2006 of the European Parliament and of the Council</p> <p>$HCIS_Exposure_i = 0$, otherwise</p>
<p>Greenhouse gas (GHG) intensity of the benchmark.</p>	<p>Compulsory</p>	<p>$\sum_i (\omega_i * CarbonIntensity_i)$</p> <p>$\omega_i$ = index weight for security i</p> <p>$CarbonIntensity_i$</p> <p>= Greenhouse gases divided by revenue for security i (tonnes CO2e /USD mn), calculated as emissions from direct operations of the company and those of its suppliers</p>
<p>Percentage of GHG emissions reported versus estimated.</p>	<p>Compulsory</p>	<p>$\sum_i (\omega_i * CarbonDisclosure_i)$</p> <p>$\omega_i$ = index weight for security i</p> <p>$CarbonDisclosure_i$ = Percentage of GHG emissions reported for security i</p>
<p>Exposure of the benchmark portfolio to companies the activities of which fall under Divisions 05 to 09, 19 and 20 of Annex I to Regulation (EC) No 1893/2006. (NACE Revision 2 Sector division codes: 05-09, 19 and 20)</p>	<p>Compulsory</p>	<p>$\sum_i (\omega_i * BS_Exposure_i)$</p> <p>$\omega_i$ = index weight for security i</p> <p>$BS_Exposure_i$</p> <p>= 1, if issuer i belongs to a brown sector falling under Divisions 05 to 09, 19 and 20 of Annex I to Regulation (EC) No 1893/2006</p> <p>$BS_Exposure_i = 0$, otherwise</p>



Percentage of green bonds in the benchmark portfolio.	Compulsory	$\sum_i (\omega_i * GB_Exposure_i)$ <p>ω_i = index weight for security i</p> <p>$GB_Exposure_i = 1$, if security i is a Green Bond</p> <p>$GB_Exposure_i = 0$, otherwise</p>
Social Factors		
Weighted average social rating of the benchmark.	Voluntary	$\sum_i (\omega_i * SOC_i)$ <p>ω_i = index weight for security i</p> <p>SOC_i = Social pillar score of security i</p>
International treaties and conventions, United Nations principles or, where applicable, national law used in order to determine what constitutes a 'controversial weapon'.	Compulsory	<p>ECPI considers depleted uranium weapons and nuclear weapons, chemical, biological weapons, anti-personnel mines, cluster munitions to be controversial weapons. Exclusion rules follow the prohibitions defined in the following treaties and conventions: 1) Conventions and Treaties on Cluster Munitions (The Ottawa Treaty 1997, The Convention on Cluster Munitions 2008); 2) Convention on the Prohibition of the Development, Production and Stockpiling of Bacteriological (Biological) and Toxin Weapons (1975); Treaty on the Non-Proliferation of Nuclear Weapons (1968); The Chemical Weapons Convention (1997).</p>
Weighted average percentage of benchmark constituents in the controversial weapons sector.	Compulsory	$\sum_i (\omega_i * CW_Exposure_i)$ <p>ω_i = index weight for security i</p> <p>$CW_Exposure_i = 1$, if issuer i belongs to controversial weapons sector</p> <p>$CW_Exposure_i = 0$, otherwise</p>
Weighted average percentage of benchmark constituents in the tobacco sector.	Compulsory	$\sum_i (\omega_i * T_Exposure_i)$ <p>ω_i = index weight for security i</p> <p>$T_Exposure_i = 1$, if issuer i belongs to tobacco sector</p> <p>$T_Exposure_i = 0$, otherwise</p>




<p>Number of benchmark constituents subject to social violations, as referred to in international treaties and conventions, United Nations principles and, where applicable, national law.</p>	<p>Compulsory</p>	$\sum_i HRLR_Exposure_i$ <p>$HRLR_Exposure_i$ = 1, if issuer i is subject to very severe controversies related to Human Rights and $HRLR_Exposure_i = 0$, otherwise</p>
<p>Exposure of the benchmark portfolio to companies without due diligence policies on issues addressed by the fundamental International Labor Organization Conventions 1 to 8.</p>	<p>Compulsory</p>	$\sum_i (\omega_i * ILO_Exposure_i)$ <p>ω_i = index weight for security i $ILO_Exposure_i$ = 1, if issuer i is not involvend in significant labour related controversy $ILO_Exposure_i = 0$, otherwise</p>
<p>Weighted average gender pay gap.</p>	<p>Compulsory</p>	$\sum_i (\omega_i * GenderPayGapPercentage_i)$ <p>ω_i = index weight for security i $GenderPayGapPercentage_i$ = Gender Pay Gap of issuer i</p>
<p>Weighted average ratio of female to male board members.</p>	<p>Compulsory</p>	$\sum_i \left(\omega_i * \frac{BoardFemaleRatio_i}{1 - BoardFemaleRatio_i} \right)$ <p>ω_i = index weight for security i $BoardFemealeRatio_i$ = Percentage of female board members of issuer i</p>
<p>Weighted average percentage of benchmark constituents with health & safety related controversies</p>	<p>Compulsory</p>	$\sum_i (\omega_i * OHS_Exposure_i)$ <p>ω_i = index weight for security i $OHS_Exposure_i$ = 1, if issuer i is involvend in significant occupational health and safety related</p>




		$OHS_Exposure_i = 0, \text{ otherwise}$
Weighted average percentage of benchmark constituents with corruption/bribery related controversies	Compulsory	$\sum_i (\omega_i * C\&B_Exposure_i)$ $\omega_i = \text{index weight for security } i$ $C\&B_Exposure_i$ $= 1, \text{ if issuer } i \text{ is involvend in significant corruption and bribery related contro}$ $C\&B_Exposure_i = 0, \text{ otherwise}$
<i>Governance Factors</i>		
Weighted average governance rating of the benchmark.	Voluntary	$\sum_i (\omega_i * GOV_i)$ $\omega_i = \text{index weight for security } i$ $GOV_i = \text{Governance pillar score of security } i$
Weighted average percentage of board members who are independent.	Compulsory	$\sum_i (\omega_i * IndependentBoardRatio_i)$ $\omega_i = \text{index weight for security } i$ $IndependentBoardRatio_i$ $= \text{Percentage of independent board members of issuer } i$
Weighted average percentage of female board members.	Compulsory	$\sum_i (\omega_i * BoardFemealeRatio_i)$ $\omega_i = \text{index weight for security } i$ $BoardFemealeRatio_i = \text{Percentage of female board members of issuer } i$

Calculation and display methodology

- **ESG RATING:** Weighted average ESG rating of the benchmark.
- **ENV RATING:** Weighted average environmental rating of the benchmark.
- **SOC RATING:** Weighted average social rating of the benchmark.
- **GOV RATING:** Weighted average governance rating of the benchmark.
- **TOP 10 POSITIONS:** Overall ESG rating of top ten benchmark constituents by weighting in the benchmark.



- **High Climate Impact Sector Exposure (%)**: Benchmark exposure to activities included in Sections A to H and Section L of Annex I to Regulation (EC) No 1893/2006.
- **GHG intensity (tonnes CO2e/USD mn)**: Greenhouse gas (GHG) intensity of the benchmark.
- **GHG reported vs estimated (%)**: Percentage of GHG emissions reported versus estimated.
- **Brown Sector Exposure (%)**: Benchmark exposure to activities included in Divisions 05 to 09, 19 and 20 of Annex I to Regulation (EC) No 1893/2006.
- **Green Bonds (%)**: Percentage of green bonds in the benchmark portfolio.
- **Climate-related physical risk score**: Exposure of the benchmark portfolio to climate-related physical risks, expressed as a weighted average physical risk score with exposure to a moderate climate change scenario in the year 2030. Scores are represented as values from 1 (lowest risk) to 100 (highest risk).
- **Controversial Weapons Exposure (%)**: Weighted average percentage of benchmark constituents in the controversial weapons sector. Controversial Weapons definition covers cluster munitions, landmines, nuclear and depleted uranium weapons, biological/chemical weapons.
- **Tobacco Exposure (%)**: Weighted average percentage of benchmark constituents in the tobacco sector.
- **Number of Social Violations**: Number of benchmark constituents subject to very severe controversies related to Human Rights and Labour Rights.
- **Adherence to ILO Principles**: Weighted average percentage of benchmark constituents with no significant labour related controversies.
- **Gender Pay Gap (%)**: Weighted average gender pay gap.
- **Female to Male Board Members**: Weighted average ratio of female to male board members
- **Work Related Accidents (%)**: Weighted average percentage of benchmark constituents with significant health & safety related controversies.
- **Corruption/Bribery (%)**: Weighted average percentage of benchmark constituents with significant corruption/bribery related controversies.
- **Independent Board Members (%)**: Weighted average percentage of board members who are independent.
- **Female Board Members (%)**: Weighted average percentage of female board members.



ECPI ESG COMPANY RATING

ECPI research process follows an objective, rigorous and disciplined proprietary methodology that translates qualitative data into quantitative indicators, assigning to each issuer an Environmental, Social and Governance (ESG) score and a rating.

ECPI uses a rule-based non-discretionary approach considering approximately 100 key performance indicators to evaluate an issuer's environmental, social and governance sustainability.

ECPI evaluates companies in the following areas

	INDICATORS	CATEGORIES	PILLARS	
PUBLIC INFORMATION SOURCES	7	Environmental strategy and policy	ENVIRONMENTAL Max score 40 Rating F>EEE (9 notches)	ESG RATING Max score 120 Rating F>EEE (9 notches)
	13	Environmental management		
	3/4	Products (sector specific)		
	6/11	Production process (sector specific)		
	9	Employees and human capital	SOCIAL Max score 40 Rating F>EEE (9 notches)	
	12	Community relations		
	11	Markets	GOVERNANCE Max score 40 Rating F>EEE (9 notches)	
	19	Corporate governance and shareholders		

The traditional pillars of ESG scrutiny are the following:

"E"

Environmental strategy, policy and management system. Industry-specific environmental impact of production processes and products.

"S"

Social strategy and policy: assessing the quality of the company's relationships with its employees and local communities (labour and human rights, health & safety)

"G"

Relation with other stakeholders (customers, competitors, management, public agencies and regulators, shareholders, creditors, local government and international institutions), market positioning and competitor analysis. Governance structure: assessing both market and internal management issues, identifying the structure of the company's governing



bodies, its main operating characteristics, as well as the political and regulatory/legal specifics of the firm's country of affiliation.


The analysis produces a score and a rating. A company's overall rating is the sum of the scores from each indicator; the higher the final score, the higher the final rating.





ECPI also monitors the involvement of companies in the following controversial activities:

- **Alcohol:** Production and/or promotion of alcoholic products and its use
- **Gambling:** Involvement in horse betting, betting centers, casinos, gambling machine manufacturing
- **Weapons and Violence:** Involvement in the spread of violence, such as manufacture of firearms for the consumer market, manufacture of landmines, major weapons contractors contributing to the spread of global militarism
- **Tobacco:** Manufacturing, processing, trading or distributing wholesale tobacco, and tobacco products
- **Pornography:** Production aimed exclusively at inducing sexual excitement or a prurient interest in sex e.g. the objectification of women as sexual objects
- **Nuclear energy:** Involvement in the production of Nuclear energy, with relation to possible accidents and disasters, residual generation of plutonium and raw material used in nuclear armament production (proliferation)
- **Contraceptives:** In the pharmaceutical industry, production of contraceptives, medicines and equipment related to abortion or birth control methods
- **GMO - Genetically modified organism - food production:** Involvement in the research, development and production of biotechnologies and in the genetic modification and production of species, produce and other organisms

Exclusions are driven by the percentage contribution of the controversial activity to the total revenues of the issuer.

ECPI's proprietary rating scale ranges from "NE" to "EEE", along 10 notches.




RATING	LEVEL	DEFINITION	ECPI COMPANY RATING
EEE EEE-	Very good	The company shows an innovative long-term strategic attitude, strong operational management practices and proactive actions to tackle social and environmental needs.	VERY GOOD 
EE+ EE EE-	Good	The company shows a clear long-term strategic attitude, sound operational management practices and positive actions to tackle social and environmental needs.	GOOD 
E+ E E-	Fair	The company shows a basic long-term strategic attitude, standard operational management practices and/or average actions to tackle social and environmental needs.	FAIR 
F	Poor	The company shows a poor long-term strategic attitude, weak operational management practices and/or ineffective-negative actions to tackle social and environmental needs.	POOR 
NE*	Controversial	The company is involved in controversial sectors or activities .	

* Only when applicable / on clients request

Other controversial activities (applied only to specific indices, see single index rules for details) monitored are:

- **Unconventional Oil & Gas:** involvement in unconventional oil & gas extraction (tar sands, shale gas through hydraulic fracking)
- **Coal – Mining:** involvement in the extraction and management of thermal coal mines
- **Coal – Thermal:** companies in the Utilities industry involved in the production of energy from thermal coal



ECPI ESG COUNTRY RATING

ECPI Sustainability methodology applied to government issuers is aimed to guarantee investors that the investment portfolio is built exclusively with financial instruments issued by Governments which are compliant with international Environmental, Social and Governance (ESG) standards and without any significant liabilities in any of the aforementioned areas.

Since 1948, when the Universal Declaration of Human Rights was created, nations have begun to recognize the importance of respecting human dignity, the freedom of expression and movement, equal opportunities in the work and political spheres, non-exploitative labour practices, respect for the environment, and a non-belligerent approach to conflicts.

Therefore, ECPI developed the Methodology to assess the government's adherence to principles and to practices in aspects such as respect for human and labour rights; respect for the environment and anti-corruption.


REGULATION

The Methodology assesses the level of compliance of a government with a number of international treaties, conventions and best practices, which represent the international standard.

IMPLEMENTATION


The Methodology verifies the effectiveness of a Government in implementing national legislation compliant with international standards and in enforcing it efficiently.

	CATEGORIES	WEIGHT	PILLARS	WEIGHT	
PUBLIC INFORMATION SOURCES	Environmental regulation e.g. Basel Convention	50%	ENVIRONMENTAL	33%	ESG RATING Max score 120 Rating F>EEE (9 notches)
	Environmental implementation e.g. Environmental Performance Index - EPI	50%			
	Social regulation e.g. Human Right Conventions - UN	50%	SOCIAL	33%	
	Social implementation e.g. Death Penalty - Amnesty International	50%			
	Governance regulation e.g. Doing Business Report - World Bank	50%	GOVERNANCE	33%	
	Governance implementation e.g. Corruption Perception Index - Transparency int.	50%			



RATING	LEVEL	DEFINITION
EEE	Very good	Countries display full compliance with international ESG standard, effective implementation, and efficient enforcement.
EE	Good	Countries display adequate compliance with international ESG standard, good implementation, and sound enforcement.
E	Fair	Countries display partial compliance with international ESG standard, acceptable implementation, and basic enforcement.
F	Poor	Countries display poor overall ESG performance or very poor performance in one single area (Environment, Social or Governance).
NE	Controversial	Countries retain death penalty and/or are classified not free/partly free in terms of civil liberties and political rights.

* Only when applicable / on clients request



CONTACTS

Index Dept.
T +39 02 00 693 803
ecpi.indices@confluence.com

www.ecpigroup.com
Bloomberg: ECPS
Reuters: ECAPITAL

Disclaimer

This document has been prepared ECPI S.r.l., a company organized and existing under the laws of Italy, with registered office at Via Edmondo De Amicis, 53 - 20123 Milan, Italy ("ECPI") as part of their internal research activity. ECPI Srl is a member of Confluence.

The information provided herein and, in particular, the data contained in this document are taken from information available to the public. All information contained herein is obtained from sources believed by it to be accurate and reliable. While the opinions and information contained in this document are based on public sources believed to be reliable and in good faith, ECPI have not independently verified the accuracy of such public sources. Because of the possibility of human, technical or whatsoever kind of similar error, however, such information is provided "as is" without warranty of any kind and ECPI, in particular, makes no representation or warranty, whether express or implicit, as to the fairness, accuracy, timeliness, completeness, merchantability and/or fitness of any such information and opinions contained in this document.

Accordingly, neither ECPI nor any of their respective directors, managers, officers or employees shall be held liable for whatever reason (including, without limitation, liability in negligence) for any loss (including consequential loss), expense, consequential, special, incidental, direct or indirect or similar damage, whether or not advised of the possibility of such damage, in connection with the fairness, accuracy, timeliness, completeness, merchantability and/or fitness of the information and opinions contained in this document and/or arising from any use or performance of this document or its contents or otherwise arising in connection with this document.

Any opinions, forecasts or estimates contained herein constitute a high-level information statement only valid as at the date of its release. There can be no assurance that the evolution of the information contained herein and/or any future events will be consistent with such opinions, forecasts or estimates. Any information herein is at any time subject to change, update or amendment subsequently to the date of this document, with no undertaking by ECPI to notify such change, update or amendment.

This document is not, nor may it be construed as to constitute a recommendation to make any kind of investment decision or an offer for sale or subscription of or a solicitation of any offer to buy or subscribe for any financial instrument. Accordingly, this document may not be used as a solicitation or an offer for sale or subscription, and any solicitation or offer shall be made only in accordance with all applicable laws and regulation, including, whenever applicable, the filing of a prospectus with the relevant authorities. ECPI is not a financial advisor subject to special authorization and thus do not provide formal financial advice in the area of investment nor perform any asset management activity. ECPI recommends to potential investors wishing to be provided with formal financial advice in the area of investment to contact a financial advisor duly authorized by the competent regulatory authority of its country.

ECPI publishes researches on a regular basis. This publication has been prepared on behalf of ECPI solely for information purposes. All the information contained herein is copyrighted in the name of ECPI, and none of such information may be copied or otherwise reproduced, except for personal use only, further transmitted, transferred, published, disseminated, redistributed or resold, in whole or in part, in any form or manner or by any means whatsoever, by any person without ECPI's prior written consent.

